










# ENTERPRISES OF ORLANDO, INC

	MAXIMUM FREIGHT DIMENSIONS				TRAILER SPECIFICATIONS		
		TOP DECK (TD)	MAIN DECK (MD)	REAR DECK (RD)	LENGTH (L)	WIDTH (W)	HEIGHT (H)
Legal Flatbed Trailer 	45–48,000 lbs.	N/A	50'L x 8.5'W x 8.5'H	N/A	48'	8.5'	5'
Legal Step Trailer (Single Drop) 	43–46,000 lbs.	10'L x 8.5'W x 8.5'H	38'L x 8.5'W x 10'2"H	N/A	48'	8.5'	TD = 5' MD = 3'4"
Double Drop Trailer (Low Boy) 	38–40,000 lbs.	10'L x 8.5'W x 8.5'H	28'L x 8.5'W x 11'6"H	10'L x 8.5'W x 10'2"H	48'	8.5'	TD = 5' MD = 1'8" RD = 3'4"
Removable Goose Neck Trailer (RGN) 	38–40,000 lbs.	N/A	28'L x 8.5'W x 11'6"H	10'L x 8.5'W x 10'2"H	48'	8.5'	MD = 1'8" RD = 3'4"
Stretch Flatbed Trailer 	45,000 lbs.	N/A	48–80'L x 8.5'W x 8.5'H	N/A	45–80'	8.5'	5'
Stretch Single-Drop Deck Trailer 	43,000 lbs.	10'L x 8.5'W x 8.5'H	38–63'L x 8.5'W x 10'2" H	N/A	48–63'	8.5'	TD = 5' MD = 3'4"
Stretch Double-Drop Deck Trailer (2 or 3 axles depending on weight) 	40,000 lbs.	10'L x 8.5'W x 8.5'H	28–50'L x 8.5'W x 11'6" H	10'L x 8.5'W x 10'2"H	48–70'	8.5'	TD = 5' MD = 1'8" RD = 3'4"